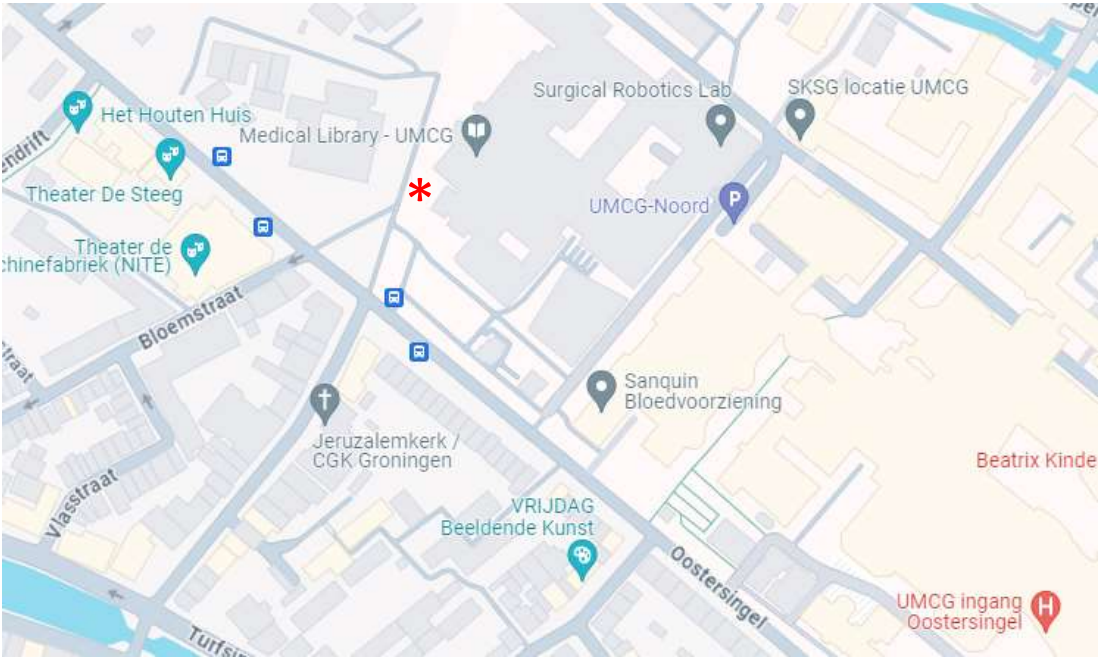





Directions to Rode Zaal, UMCG



Enter UMCG at *





Go to the elevator/stairs of building 3214
Go to the 2nd floor



On the 2nd floor, go right and immediately right again.



You enter de Brug (the Bridge)



From now on, you have to walk the whole time straight on until you reach the Rode Zaal on your right. This is quite far. Below some marking points.

